
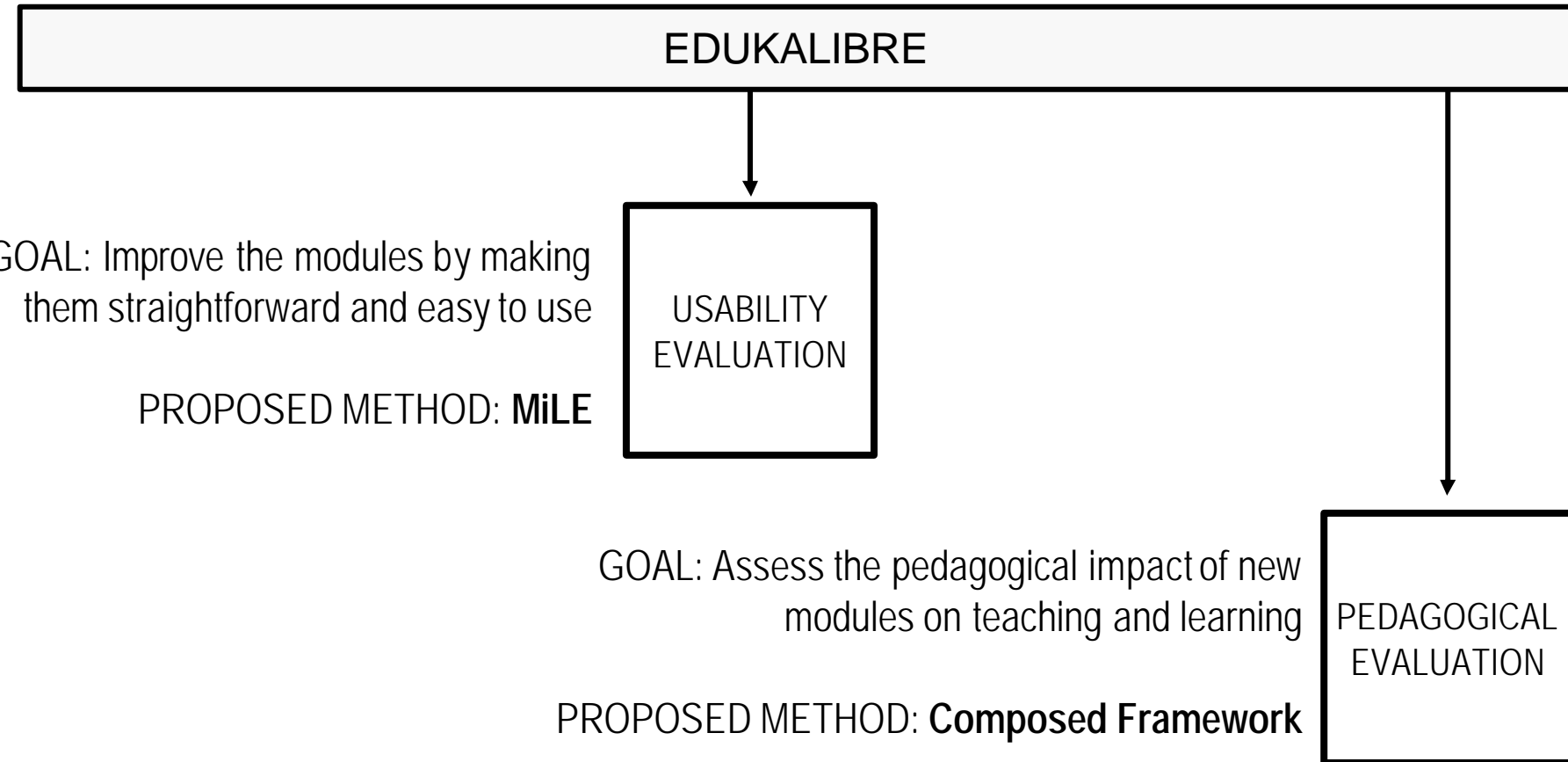


# Usability Evaluation Report

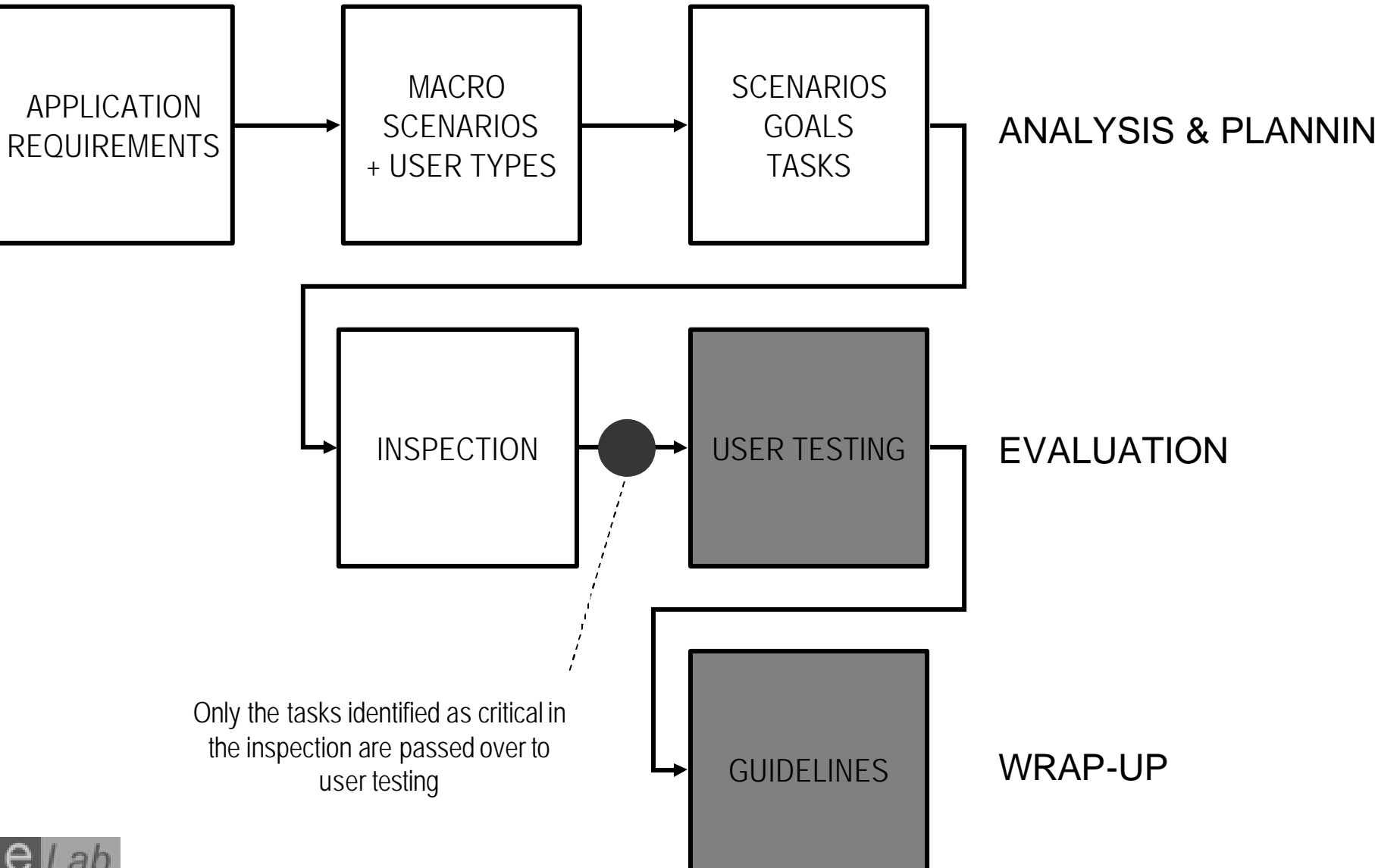
December 2004



# An idea for Evaluation




# MiLE for Edukalibre



# CONDOR

Teacher usability report



# In general




- It is quite usable
  - Above 3 on most tasks
- The weakest dimension is **content** (2.5)
  - Provide clearer indications of functions / activities
- The strongest dimension is **graphics** (3.7)
  - Neat and helpful - although different from the rest of Moodle...
- **Orientation** and **navigation** could also be improved (2.9, 2.8)

# Specific Improvement Issues



1. View discussions
2. Identify specific students based on activities
3. Posting messages
4. Feature request
  - Relate messages to documents
  - Compare groups



# 1. View Discussions

- Task 06: View discussions by group 1 (layout)
- Description
  - It is difficult to manage messages
  - Cannot view the first message *and* the follow up
  - No quoted text in messages
- Solution: Improve layout
  - Make it visually easy to reconstruct the history of the discussion

# 2. Identify Students



- Task 08: Identify the least and most productive contributors of Group 1 (content)
- Description
  - No authentication
  - You have to browse and count messages/posts manually
- Solution
  - Provide summary information about the activities of each group member (#of posts, #of file contributions)

# Scenario Teacher 01

Starting document

groupware » CF101 » Groupware » Starting document

Update this Groupware

Home Messages Discussions Resources

My Resources | Repository browser | Upload a new file here | Create a new folder here

## Resources for "Starting document"

Name	Author	View history	Add to My Resources	Upload a new version	List source files	Delete
090422scheduleatglance.pdf	chrispy	<a href="#">View history</a>	N/A	<a href="#">Upload</a>	N/A	<a href="#">Delete</a>

### The history of /090422scheduleatglance.pdf

Revision number: **653**

Author: **invitado**

Date: **2004-11-29T13:44:42.451684Z**

Description: **RELEASE: Mon Nov 29 13:44:42 UTC 2004**

You are logged in as **Luca Botturi** ([Logout](#))

CF101

# 3. Posting Messages



- Posting messages in general ( content + orientation)
- Description
  - Cannot see the messages I sent
  - There are two “messages” links with different functions
- Solution
  - Use two different labels for “messages”
  - Allow to review messages

# Scenario Teacher 01

- Home
- Messages**
- Discussions
- Resources

Your message has been sent.

Messages for **Luca Botturi (Collaborative activity)**

- Subject
- Sender
- Date
- Delete

You have no messages


Recipient:

Subject:

Message:

You are logged in as **Luca Botturi (Logout)**

# 4. FR: Relating Msgs and Docs



- Task 11: Post a message with feedback specific for a document uploaded by Group 1 (content: required feature)
- Description
  - There is no way to link a message to a document
- Solution
  - Provide the feature (see e.g. Fle3)


# 5. FR: Compare groups



- Task 14: Compare the work of all groups: which one was the most productive? (content + orientation + navigation)
- Description
  - There is no easy way to move from one group to the other
- Solution
  - Provide an “at a glance” overview of the work of a group + a simple “switch group” link
  - An issue for GISMO?

# CONDOR

Student usability report



# In general




- It is usable
  - Above 3 on all tasks
- The weakest dimension is **layout** (2.7)
  - Provide a more clear structure of the page
- The strongest dimension is **navigation** (3.5)
  - Look like you seldom get lost
- Margin fo improvement also for **Predictability** (3.0)

# Specific Improvement Issues



1. Upload date
2. History of uploads
3. Message management



# 1. Upload date

- Task 01: Identify the last contributions uploaded (content, but also layout + graphics)
- Description
  - Cannot find the last document at a first glance
  - No date on uploads
- Solution: provide a clear indication of
  - The last upload (graphic, show date, layout)
  - The history of uploads

*Note: this was the problem also for Task 05: Create a two new branches of the project from the last uploaded document*

# 2. History of Uploads



- Task 05: Create a two new branches of the project from the last uploaded document (all dimensions except navigation)
- Description
  - Cannot find the last document at a first glance.
- Solution: make a clearer structure of uploads
  - Make it visually easy to reconstruct the history of uploads (cfr. CONDOR teacher, issue 1)

# Scenario Teacher 01

Starting document

groupware » CF101 » Groupware » Starting document

Update this Groupware

Home Messages Discussions Resources

My Resources | Repository browser | Upload a new file here | Create a new folder here

## Resources for "Starting document"

Name	Author	View history	Add to My Resources	Upload a new version	List source files	Delete
 090422scheduleatglance.pdf	chrispy	<a href="#">View history</a>	N/A	<a href="#">Upload</a>	N/A	<a href="#">Delete</a>

## The history of /090422scheduleatglance.pdf

Revision number: **653**

Author: **invitado**


Date: **2004-11-29T13:44:42.451684Z**

Description: **RELEASE: Mon Nov 29 13:44:42 UTC 2004**

You are logged in as **Luca Botturi** ([Logout](#))

CF101

# 3. Mgs Management



- Task 06: Identify the professor's feedback and read it (layout + predictability)
- Description
  - Messages are not nested
  - Cannot find *my own* messages (as student)
- Solution
  - Nest messages
  - Highlight one own messages, or use pics
  - Use Moodle's *forum* tool?

# Scenario Teacher 01

Starting document

groupware » CF101 » Groupware » Starting document

Update this Groupware

Home Messages Discussions Resources

Welcome Luca

## Welcome to the groupware tools

This tool has four sections.

- **Home** for personalised information (to be decided, suggestions welcome) , and for seeing who is online for chatting.
- **Messages** for one-to-one messages to other people on your course.
- **Discussions** for public discussions with people on your course.
- **Resources** for sharing files, and working on collaborative documents.

## People Online now.

You may chat with these people by clicking their name.

(This is BETA code, and does not yet tell the other party you wish to chat.)

User	Last seen
Guest User	(3 secs) ago
Chris Tebb	(6 mins 32 secs) ago
Andreas Bahke	(25 mins 54 secs) ago
Luca Botturi	(now)

## Note about Resources

The **Resources** section has **two separate views**




**My Resources** contains collaboratively editable files that you are currently working on. Only Openoffice, Latek and Docbook XML files can be stored in your "My resources" section. With this section you can:

- See the current version of a document.
- Download the latest version to work on.
- Upload a new version you have finished.
- View the current version in HTML/PDF/Text.
- View the history of a document.
- Release a document (remove it from your my resources list).

# GISMO

Teacher usability report



# In general



- It could be more usable
  - Above 3 on half of the tasks
- Weak on **content, navigation** and **orientation**
  - Operating with GISMO is not straightforward (there is lots of information)
- The strongest dimension is **graphics** (3.5)
  - It is nice!
- Requires an introduction to chart interpretation
  - include a HELP feature?

# Specific Improvement Issues



1. Draw/Refresh Charts
2. Read Axes
3. Order Data
4. Feature Requests
  - Student/resource grid
  - Print



# 1. Draw/Refresh Charts

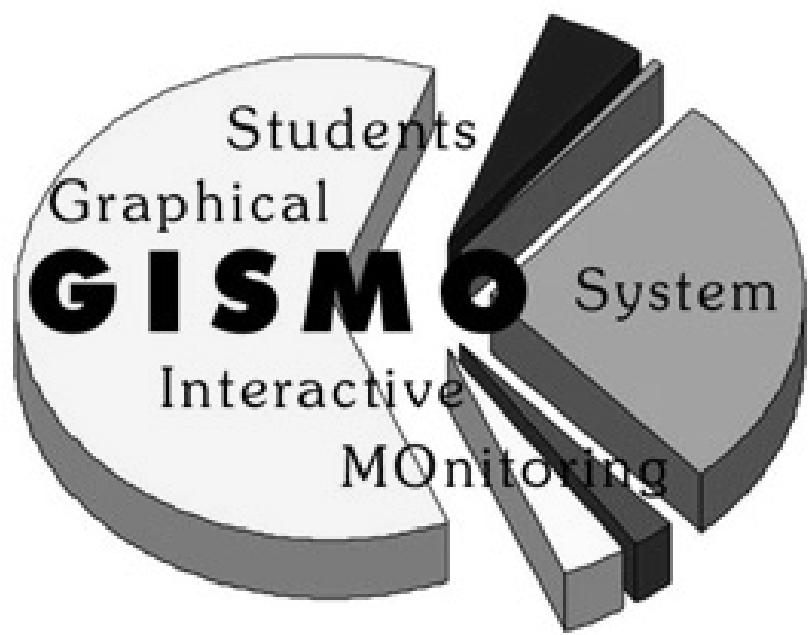
- Task 02: See who logged in during last week (e.g. - orientation + navigation)
- Description
  - In order to see log-ins, I should select *draw chart*: not very straightforward
  - In order to customize a chart, I select items and then have to choose *refresh chart*: as above
- Solution:
  - Organize menu *semantically*, not operationally (e.g. log-ins, students, resources)
  - Make *refresh chart* more evident (?)

## 2. Read Axes



- Task 04: Identify those students who accessed at least once a specific document (content + layout)
- Description
  - The chart has two axes: students and resources, all with numbers. On the right you see students, not resources.
  - The relationship between numbers and resources is not clear
- Solution
  - Visualize the two lists or write some indication

- Login Overview
- Discussions
- Resources
- Post Count
- Discussion Overview



Resources

- Students
- List Functions
- Select All
  - Show Numbers
- (1) Alexsandro\_Com...
  - (2) Alessandro\_Tv...
  - (3) Alex\_Rigano
  - (4) Andrea\_Bella...
  - (5) Andrea\_Casar...
  - (6) Angela\_Aloisa...
  - (7) Anja\_Duzzi
  - (8) Christian\_Cap...
  - (9) Christian\_Par...
  - (10) Claudio\_Par...
  - (11) Damiano\_Ve...
  - (12) Daniele\_Sol...
  - (13) Daniel\_Sano...
  - (14) Franco\_Bal...
  - (15) Gianna\_Gonz...
  - (16) Isabel Merce...
  - (17) Jacopo\_Mah...
  - (18) Karim\_Moua...
  - (19) Katerina\_Ba...
  - (20) Kiyoshi\_Za...
  - (21) Lonk\_Setaj
  - (22) Marco\_Prim...
  - (23) Moreno\_Car...
  - (24) Olivia\_Med...
  - (25) Paolo\_Tosa...
  - (26) Pasquale\_Fo...

Data Selection

Students List

Chart Buttons

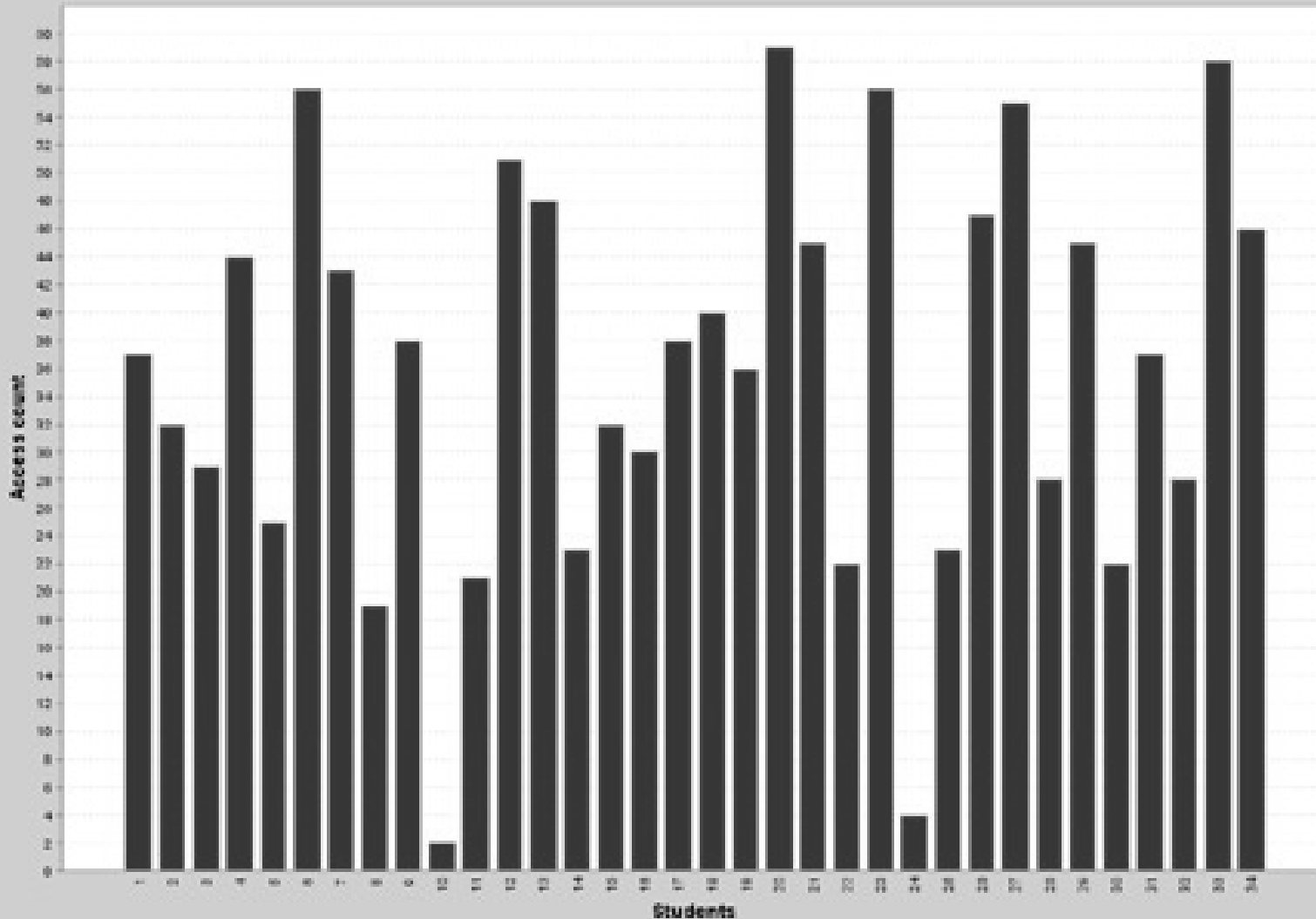
- Refresh Chart
- Clear Chart

# 3. Order Data



- Task 05: View and print a graph which displays the logs in of the five more active students in the course (content + orientation)
- Description
  - There is no way to compare students or order them, so ranking should be done manually
- Solution
  - Make data already ordered when the chart is drawn
  - Provide an *order* function

# Students Access Overview



**Reports**

**Students**

List Functions

- Select All
- Show Numbers

(1) Ahmad\_Co...  
 (2) Almansur\_T...  
 (3) Alex\_Pigato...  
 (4) Andrea\_Bel...  
 (5) Andrea\_Cas...  
 (6) Angela\_Abr...  
 (7) Anja\_Smol...  
 (8) Christian\_C...  
 (9) Christian\_F...  
 (10) Claudia\_F...  
 (11) Daniela\_M...  
 (12) Daniela\_S...  
 (13) Daniel\_S...  
 (14) Eusebio\_S...  
 (15) Elena\_S...  
 (16) Isabel\_M...  
 (17) Jazira\_M...  
 (18) Kaiti\_M...  
 (19) Katerina\_B...  
 (20) Knyshel\_Z...  
 (21) Lark\_S...  
 (22) Maria\_P...  
 (23) Maria\_C...  
 (24) Olivia\_M...  
 (25) Paula\_T...  
 (26) Patricia\_F...

4

**Data Selection**

Student List

**Chart Filter**

# Feature requests



- Student /resource grid
  - Task 05: View and print a graph which displays the logs in of the five more active students in the course
  - Task 07: Identify super-posters (those who monopolize the discussions) and slackers
- Print chart
  - Although the *export as image* function is good

# Conclusions

About the usability evaluation

